



### District Report Card: 2017


<b>State:</b> Assam	<b>District:</b> Dhemaji
<b>Class:</b> 3	<b>Subject:</b> Mathematics
<b>Schools:</b> 61	<b>Students:</b> 800


### Participation/Coverage


#### Students

<div>GENDER</div> <div></div>	Boys		Girls	
	Number	%	Number	%
	388	48.50	412	51.50

<div>AREA</div> <div></div>	Rural		Urban	
	Number	%	Number	%
	749	93.63	51	6.38

<div>CATEGORY</div> <div></div>	SC		ST		OBC		GEN	
	Number	%	Number	%	Number	%	Number	%
	113	14.13	454	56.75	226	28.25	7	0.88

<div>CWSN</div> <div></div>	LD	VI	HI	S&LD	ID	Oth
	0	1	0	2	0	1

<div>Management</div> <div></div>	Government		Government-aided	
	Number	%	Number	%
	789	98.63	11	1.38

### Average Performance of Students in Mathematics (%)

Overall	Gender		Area		Management		Social Group			
	Male	Female	Rural	Urban	Govt.	Aided	SC	ST	OBC	GEN
55.83	56.39	55.31	55.59	59.35	55.71	64.85	53.57	56.73	55.16	56.19

## Performance on Learning Outcomes (LOs)

Learning Outcomes	Description	Average Performance(%)
M301	Reads and writes numbers up to 999 using place value	59.57
M302	Compares numbers up to 999 based on their place values	62.38
M303	Solves simple daily life problems using addition and subtraction of three digit numbers with and without regrouping	52.99
M304	Constructs and uses the multiplication facts (up till 10) in daily life situations	54.94
M305	Analyses and applies an appropriate number operation in the situation/ context	55.38
M306	Explains the meaning of division facts by equal grouping/sharing and finds it by repeated subtraction	54.25
M309	Identifies and makes 2D-shapes by paper folding, paper cutting on the dot grid, using straight lines etc.	72.22
M311	Fills a given region leaving no gaps using a tile of a given shape	46.57
M312	Estimates and measures length and distance using standard units like centimeters or meters & identifies relationships	27.85
M317	Reads the time correctly to the hour using a clock/watch	60.75
M318	Extends patterns in simple shapes and numbers	43.18
M319	Records data using tally marks, represents pictorially and draws conclusions	70.00

Range of Performance of Students who Answered Correctly							
Below 30%		30% - 50%		50% - 75%		Above 75%	
Number	%	Number	%	Number	%	Number	%
145	18.13	180	22.50	272	34.00	203	25.38

## Lowest Performing Learning Outcomes (LOs)

- 1 - Estimates and measures length and distance using standard units like centimeters or meters & identifies relationships (27.85)
- 2 - Extends patterns in simple shapes and numbers (43.18)
- 3 - Fills a given region leaving no gaps using a tile of a given shape (46.57)
- 4 - Solves simple daily life problems using addition and subtraction of three digit numbers with and without regrouping (52.99)
- 5 - Explains the meaning of division facts by equal grouping/sharing and finds it by repeated subtraction (54.25)